


Sound Bingo Expansion Pack 1: Beginning Sounds




Learn phonemic awareness
in a fun way together!



1-4 player

Things you'll need to cut out...



Expansion Pack Instructions

1. Print out all pages. Cut out the new Sounds Bingo boards.
2. Set up and play the game as you normally would by pulling a letter card, showing it to all players, and saying the **sound** that that letter makes.

Important notes

- a) Coins, dried pasta, or cereal pieces work well as bingo tokens
- b) Use the provided key to know what each image is if you are unsure
- c) The vowels in this game are all short sounds: A as in “apple,” O as in “otter,” E as in “egg,” I as in “igloo,” and U as in “umbrella.”

 **Beginning Sounds**

o c d e f h m n o p p s t










 **Beginning Sounds**

o c d e f h m n o p p s t

 **Beginning Sounds**

o c d e f h m n o p p s t

 **Beginning Sounds**

o c d e f h m n o p p s t