



Color-by-Word

Reading.com

Learn sight words
by coloring in!



1 player

Objective

Color in the sight words with their corresponding color to reveal an exciting picture!











Quick start instructions


1. Print out all boards and choose one.
2. Review all colors and words with your child.
3. Find crayons, markers, or colored pencils in the colors listed on the side of the board.
4. Each sight word is paired with a color. Have your child find the sight word on the board and color it the corresponding color.
5. Your child can continue coloring in each sight word until the page is filled in and the image is revealed!













Important notes












- a) Encourage your child to say each sight word as they color them in.
- b) This activity can be completed over multiple sittings.


-  **man**
-  **cut**
-  **an**
-  **some**
-  **ran**
-  **ten**
-  **help**
-  **best**
-  **come**
-  **black**















-  red
-  orange
-  yellow
-  green
-  dark blue
-  light blue
-  purple
-  pink
-  grey
-  black



-  red **run**
-  orange **got**
-  yellow **well**
-  green **green**
-  dark blue **back**
-  light blue **stop**
-  dark purple **warm**
-  light purple **am**
-  pink **us**
-  grey **take**
-  black **hot**



-  **did**
-  **pick**
-  **must**
-  **then**
-  **came**
-  **went**
-  **jump**
-  **good**
-  **here**
-  **from**
-  **its**
-  **him**

